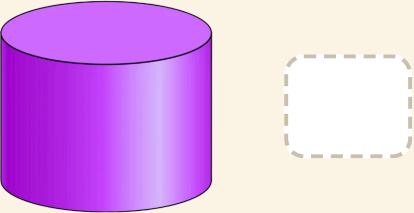


# Tæl fladerne

Navn: \_\_\_\_\_ Dato: \_\_\_\_\_

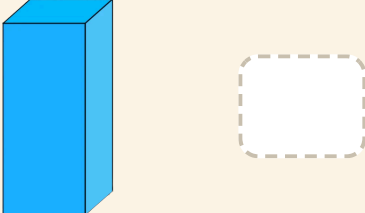
★ Skriv hvor mange flade sider hver rumfigur har.

1




A purple cylinder is shown next to a dashed square box for counting its flat surfaces.

2



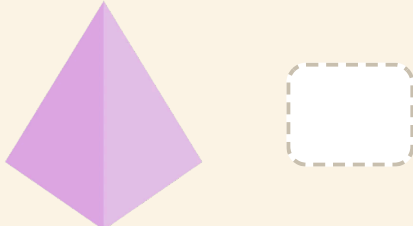
A blue rectangular prism is shown next to a dashed square box for counting its flat surfaces.

3



A blue cube is shown next to a dashed square box for counting its flat surfaces.

4



A purple pyramid is shown next to a dashed square box for counting its flat surfaces.