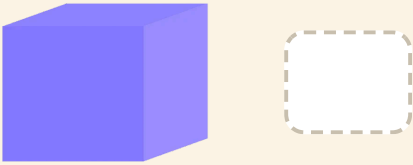


Tæl kanterne

Navn: _____ Dato: _____

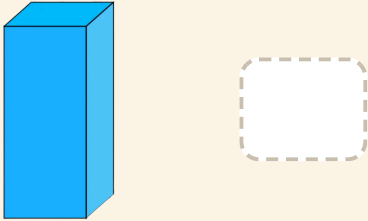
★ Skriv hvor mange kanter hver rumfigur har.

1



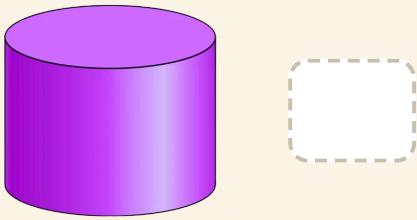
A purple cube is shown next to a dashed square box for counting its edges.

2



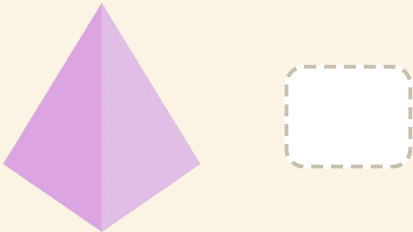
A blue rectangular prism is shown next to a dashed square box for counting its edges.

3



A purple cylinder is shown next to a dashed square box for counting its edges.

4



A purple pyramid is shown next to a dashed square box for counting its edges.