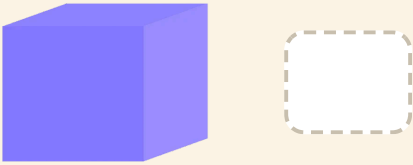


Tæl hjørnerne

Navn: _____ Dato: _____

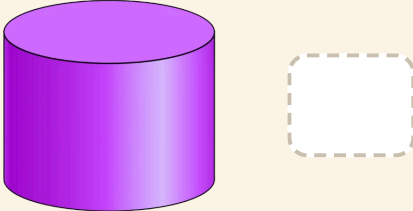
★ Skriv hvor mange hjørner hver rumfigur har.

1



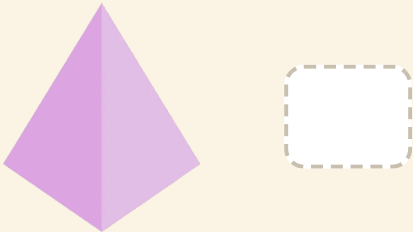
A blue 3D cube is shown on the left. To its right is a dashed rectangular box intended for the student to write the number of corners.

2



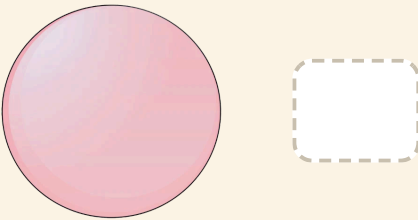
A purple 3D cylinder is shown on the left. To its right is a dashed rectangular box intended for the student to write the number of corners.

3



A purple 3D pyramid is shown on the left. To its right is a dashed rectangular box intended for the student to write the number of corners.

4



A red 3D sphere is shown on the left. To its right is a dashed rectangular box intended for the student to write the number of corners.