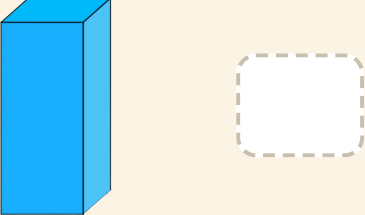


Tæl fladerne

Navn: _____ Dato: _____

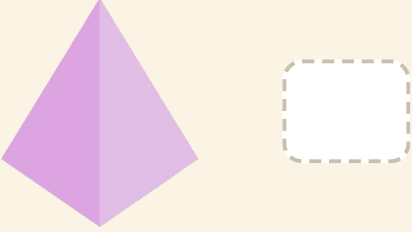
★ Skriv hvor mange flade sider hver rumfigur har.

1




A blue rectangular prism is shown on the left. To its right is a dashed square box for writing the answer.

2



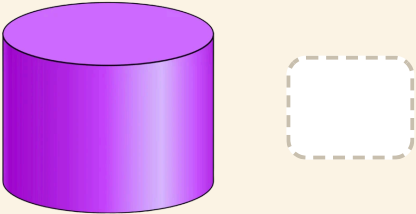
A purple pyramid is shown on the left. To its right is a dashed square box for writing the answer.

3



A blue cube is shown on the left. To its right is a dashed square box for writing the answer.

4



A purple cylinder is shown on the left. To its right is a dashed square box for writing the answer.