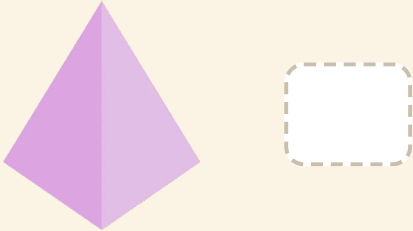


# Tæl fladerne

Navn: \_\_\_\_\_ Dato: \_\_\_\_\_

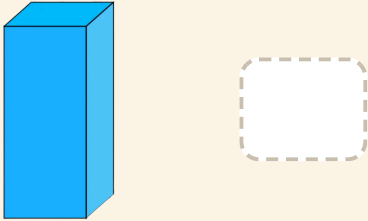
★ Skriv hvor mange flade sider hver rumfigur har.

1



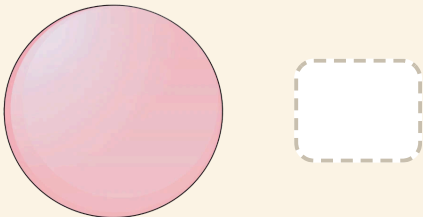
A purple pyramid is shown next to a dashed square box. The pyramid has 3 visible faces (front, side, and back) and 1 hidden face (bottom). The dashed box is intended for the student to write the number of faces.

2




A blue rectangular prism is shown next to a dashed square box. The prism has 6 faces (front, back, top, bottom, left side, and right side). The dashed box is intended for the student to write the number of faces.

3



A red sphere is shown next to a dashed square box. A sphere has an infinite number of faces. The dashed box is intended for the student to write the number of faces.

4



A purple cube is shown next to a dashed square box. A cube has 6 faces (front, back, top, bottom, left side, and right side). The dashed box is intended for the student to write the number of faces.