


Halv hvad?

Navn: _____ Dato: _____

★ Læs hvert ur. Indkreds det rigtige klokkeslæt.


1



5:30 4:30 4:00

The clock face shows the hour hand between 4 and 5, and the minute hand pointing to 6, representing 4:30.


2



8:30 7:00 8:00

The clock face shows the hour hand pointing to 7 and the minute hand pointing to 12, representing 7:00.


3



1:30 2:30 1:00

The clock face shows the hour hand between 2 and 3, and the minute hand pointing to 6, representing 2:30.

4



10:30 9:00 10:00

The clock face shows the hour hand pointing to 9 and the minute hand pointing to 12, representing 9:00.