


Strichliste machen

Name: _____ Datum: _____


★ Zähle die Bilder. Male Zählstriche in das Kästchen.

1




9 watermelon slices are arranged in two rows: five in the top row and four in the bottom row. To the right is a dashed rectangular box for writing the count.

2




10 oranges are arranged in two rows of five. To the right is a dashed rectangular box for writing the count.

3



7 apples are arranged in two rows: four in the top row and three in the bottom row. To the right is a dashed rectangular box for writing the count.

4



5 apples are arranged in a single horizontal row. To the right is a dashed rectangular box for writing the count.