























# Read the Picture Graph

Name: \_\_\_\_\_ Date: \_\_\_\_\_

★ Count the pictures in each row. Write the numbers.

	=	<input type="text"/>
	=	<input type="text"/>
	=	<input type="text"/>
	=	<input type="text"/>