

Piirrä tukkimiehet

Nimi: _____ Päivämäärä: _____

★ Laske kuvat. Piirrä tukkimerkit ruutuun.

1




Illustration of 9 watermelon slices arranged in two rows: 5 in the top row and 4 in the bottom row. To the right is a dashed rectangular box for counting.

2




Illustration of 10 oranges arranged in two rows of 5. To the right is a dashed rectangular box for counting.

3




Illustration of 7 apples arranged in two rows: 4 in the top row and 3 in the bottom row. To the right is a dashed rectangular box for counting.

4




Illustration of 5 apples arranged in a single row. To the right is a dashed rectangular box for counting.