


Dizaines et unités

Prénom: _____ Date: _____

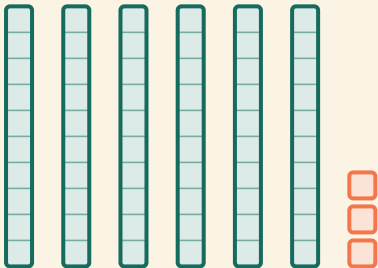
★ Compte les dizaines et les unités. Écris le nombre.

1




A visual representation of the number 87 using base ten blocks. There are 8 vertical rods, each representing a ten (10 units), and 7 individual small squares representing units. To the right of the blocks is a dashed rectangular box for writing the number.

2



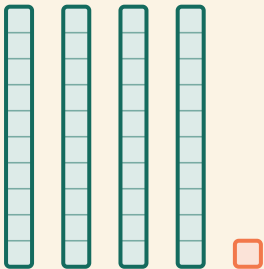
A visual representation of the number 63 using base ten blocks. There are 6 vertical rods, each representing a ten (10 units), and 3 individual small squares representing units. To the right of the blocks is a dashed rectangular box for writing the number.

3



A visual representation of the number 51 using base ten blocks. There are 5 vertical rods, each representing a ten (10 units), and 1 individual small square representing a unit. To the right of the blocks is a dashed rectangular box for writing the number.

4



A visual representation of the number 41 using base ten blocks. There are 4 vertical rods, each representing a ten (10 units), and 1 individual small square representing a unit. To the right of the blocks is a dashed rectangular box for writing the number.