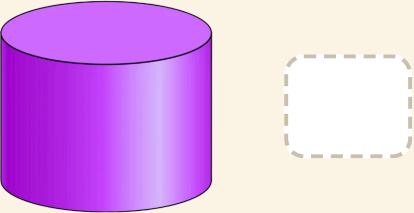


Compter les faces

Prénom: _____ Date: _____

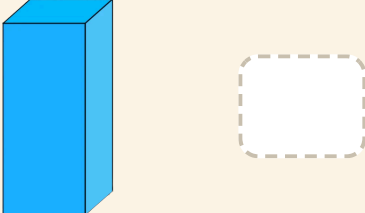
★ Écris combien de faces plates a chaque solide.

1




A purple cylinder is shown on the left. To its right is a dashed square box intended for the student to write the number of flat faces of the cylinder.

2



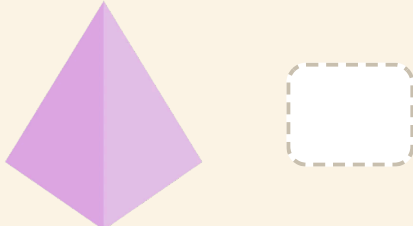
A blue rectangular prism is shown on the left. To its right is a dashed square box intended for the student to write the number of flat faces of the prism.

3



A blue cube is shown on the left. To its right is a dashed square box intended for the student to write the number of flat faces of the cube.

4



A purple pyramid is shown on the left. To its right is a dashed square box intended for the student to write the number of flat faces of the pyramid.