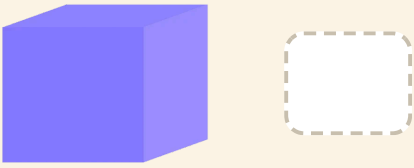


# Compter les arêtes

Prénom: \_\_\_\_\_ Date: \_\_\_\_\_

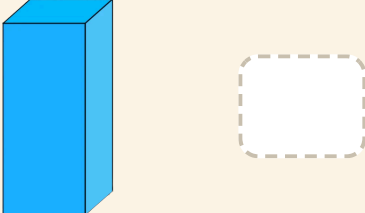
★ Écris combien d'arêtes a chaque solide.

1



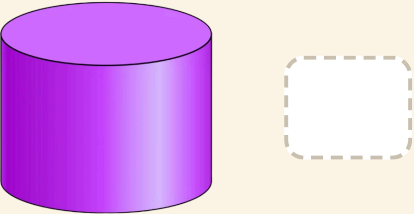
A purple cube is shown on the left. To its right is a dashed rectangular box intended for the student to write the number of edges.

2



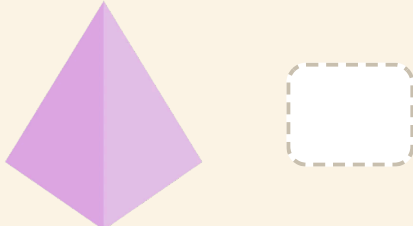
A blue rectangular prism is shown on the left. To its right is a dashed rectangular box intended for the student to write the number of edges.

3



A purple cylinder is shown on the left. To its right is a dashed rectangular box intended for the student to write the number of edges.

4



A purple pyramid is shown on the left. To its right is a dashed rectangular box intended for the student to write the number of edges.