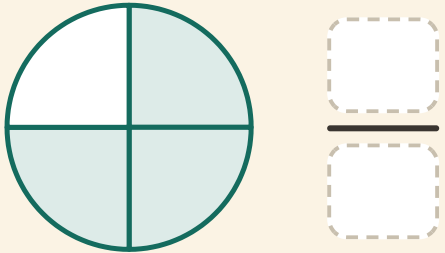


# Noem die breuk

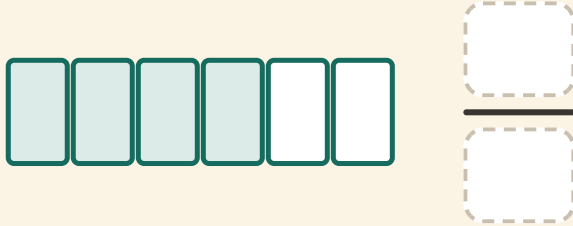
Naam: \_\_\_\_\_ Datum: \_\_\_\_\_

★ Schrijf de breuk op die de gekleurde delen tonen.


1

 $$\frac{\quad}{\quad}$$ 


2

 $$\frac{\quad}{\quad}$$ 

3

 $$\frac{\quad}{\quad}$$ 

4

 $$\frac{\quad}{\quad}$$