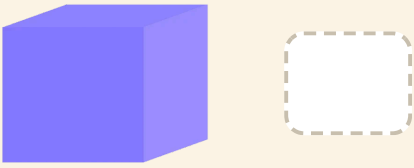


Tel de hoekpunten

Naam: _____ Datum: _____

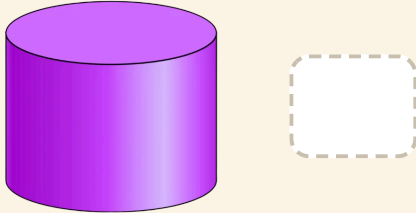
★ Schrijf op hoeveel hoekpunten elk lichaam heeft.

1



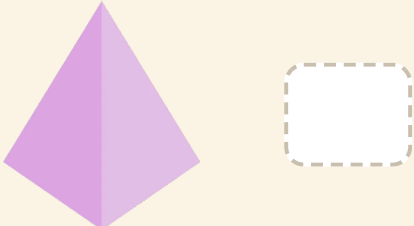
A blue 3D cube is shown on the left. To its right is a dashed rectangular box intended for the student to write the number of vertices.

2



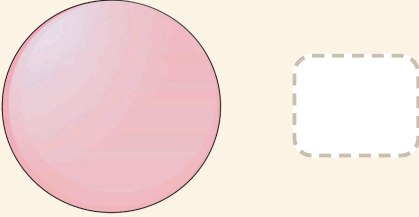
A purple 3D cylinder is shown on the left. To its right is a dashed rectangular box intended for the student to write the number of vertices.

3



A purple 3D pyramid is shown on the left. To its right is a dashed rectangular box intended for the student to write the number of vertices.

4



A red 3D sphere is shown on the left. To its right is a dashed rectangular box intended for the student to write the number of vertices.