


Maak je turfjes

Naam: _____ Datum: _____


★ Tel de plaatjes. Teken turfstreepjes in het vak.

1




Two rows of watermelon slices. The top row has 5 slices and the bottom row has 4 slices. To the right is a dashed rectangular box for counting.

2




Two rows of oranges. The top row has 5 oranges and the bottom row has 5 oranges. To the right is a dashed rectangular box for counting.

3



Two rows of apples. The top row has 4 apples and the bottom row has 3 apples. To the right is a dashed rectangular box for counting.

4



One row of 5 apples. To the right is a dashed rectangular box for counting.