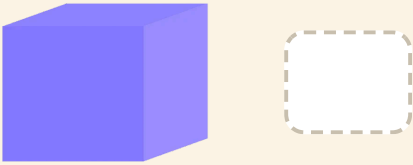


Tell kantene

Navn: _____ Dato: _____

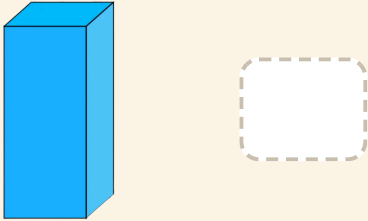
★ Skriv hvor mange kanter hvert romlegeme har.

1



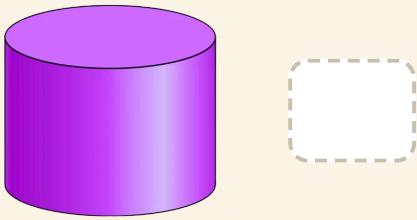
A purple cube is shown next to a dashed square box intended for the student to write the number of edges.

2



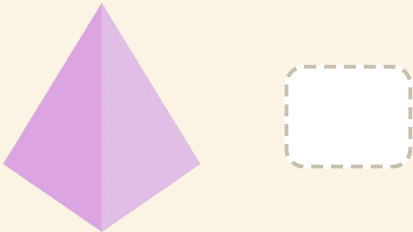
A blue rectangular prism is shown next to a dashed square box intended for the student to write the number of edges.

3



A purple cylinder is shown next to a dashed square box intended for the student to write the number of edges.

4



A purple pyramid is shown next to a dashed square box intended for the student to write the number of edges.