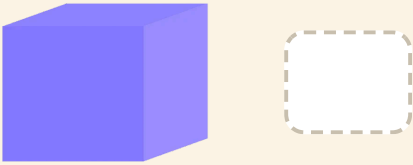


Tell hjørnene

Navn: _____ Dato: _____

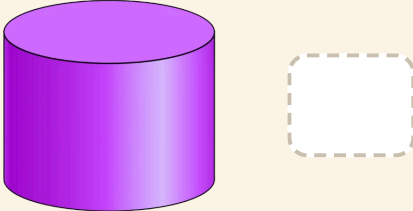
★ Skriv hvor mange hjørner hvert romlegeme har.

1



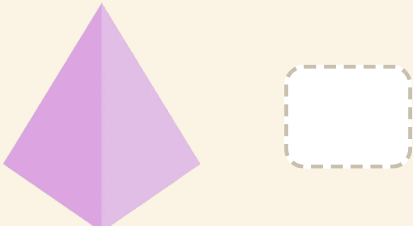
A blue cube is shown on the left. To its right is a dashed rectangular box intended for the student to write the number of vertices.

2



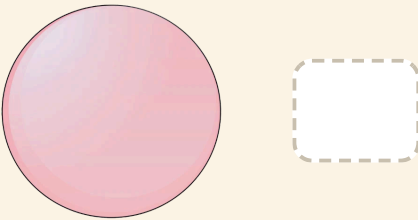
A purple cylinder is shown on the left. To its right is a dashed rectangular box intended for the student to write the number of vertices.

3



A purple pyramid is shown on the left. To its right is a dashed rectangular box intended for the student to write the number of vertices.

4



A red sphere is shown on the left. To its right is a dashed rectangular box intended for the student to write the number of vertices.