


Gå rundt kanten

Navn: _____ Dato: _____


★ Tell enhetskantene rundt hvert rektangel. Skriv omkretsen.

1




A 4x6 grid of light blue squares is shown on the left. To its right is a dashed rounded rectangle, intended for the student to write the perimeter.

2



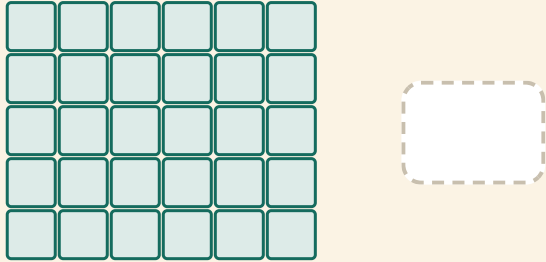
A 4x3 grid of light blue squares is shown on the left. To its right is a dashed rounded rectangle, intended for the student to write the perimeter.

3



A 3x7 grid of light blue squares is shown on the left. To its right is a dashed rounded rectangle, intended for the student to write the perimeter.

4



A 5x6 grid of light blue squares is shown on the left. To its right is a dashed rounded rectangle, intended for the student to write the perimeter.