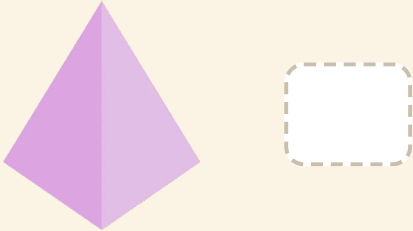


Tell kantene

Navn: _____ Dato: _____

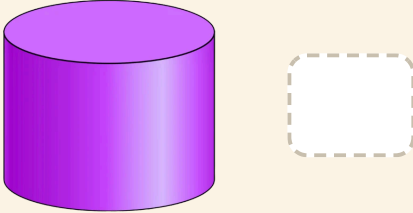
★ Skriv hvor mange kanter hvert romlegeme har.

1



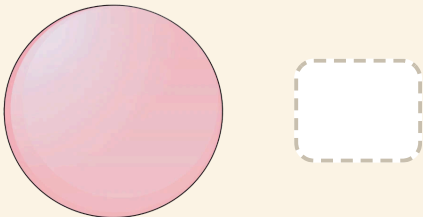
A purple pyramid is shown on the left. To its right is a dashed rectangular box intended for the student to write the number of edges.

2



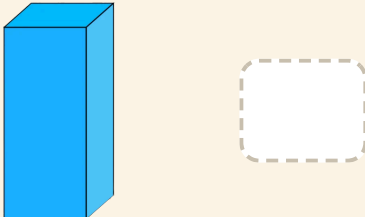
A purple cylinder is shown on the left. To its right is a dashed rectangular box intended for the student to write the number of edges.

3



A red sphere is shown on the left. To its right is a dashed rectangular box intended for the student to write the number of edges.

4



A blue rectangular prism is shown on the left. To its right is a dashed rectangular box intended for the student to write the number of edges.