


Lag tellestreker

Navn: _____ Dato: _____


★ Tell bildene. Tegn tellestreker i ruten.

1




9 watermelon slices are arranged in two rows: 5 in the top row and 4 in the bottom row. To the right is a dashed rectangular box for drawing tally marks.

2




10 oranges are arranged in two rows of 5. To the right is a dashed rectangular box for drawing tally marks.

3



7 apples are arranged in two rows: 4 in the top row and 3 in the bottom row. To the right is a dashed rectangular box for drawing tally marks.

4



5 apples are arranged in a single horizontal row. To the right is a dashed rectangular box for drawing tally marks.