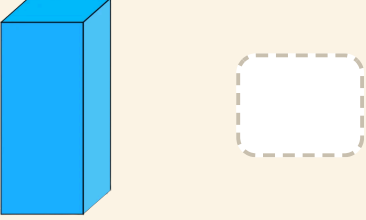


# Conte as faces

Nome: \_\_\_\_\_ Data: \_\_\_\_\_

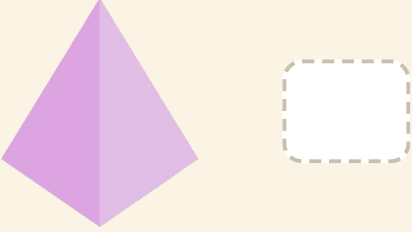
★ Escreva quantas faces planas cada sólido tem.

1




A blue rectangular prism is shown on the left. To its right is a dashed square box intended for the student to write the number of faces.

2



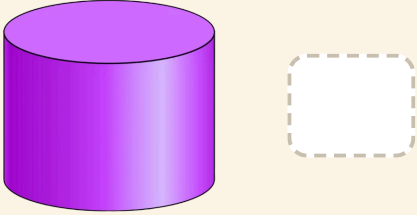
A purple square pyramid is shown on the left. To its right is a dashed square box intended for the student to write the number of faces.

3



A blue cube is shown on the left. To its right is a dashed square box intended for the student to write the number of faces.

4



A purple cylinder is shown on the left. To its right is a dashed square box intended for the student to write the number of faces.