


# Gå runt kanten

Namn: \_\_\_\_\_ Datum: \_\_\_\_\_


★ Räkna enhetskanterna runt varje rektangel. Skriv omkretsen.

1




A 4x6 grid of light blue squares is shown on the left. To its right is a dashed rounded rectangle with a width of 6 units and a height of 4 units.

2



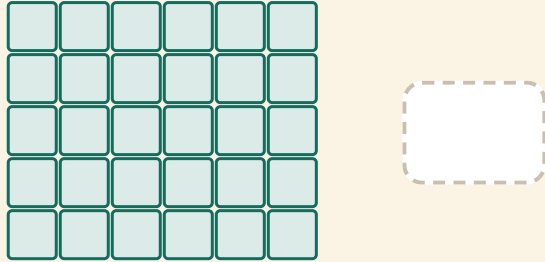
A 4x3 grid of light blue squares is shown on the left. To its right is a dashed rounded rectangle with a width of 3 units and a height of 4 units.

3



A 3x7 grid of light blue squares is shown on the left. To its right is a dashed rounded rectangle with a width of 7 units and a height of 3 units.

4



A 5x6 grid of light blue squares is shown on the left. To its right is a dashed rounded rectangle with a width of 6 units and a height of 5 units.