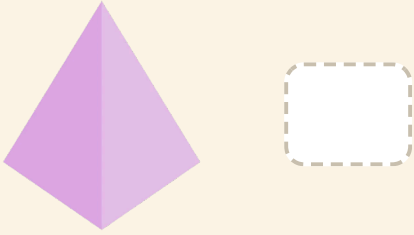


Räkna kanterna

Namn: _____ Datum: _____

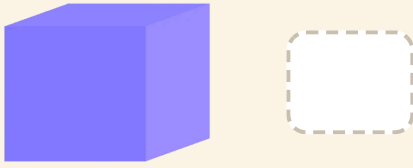
★ Skriv hur många kanter varje kropp har.

1



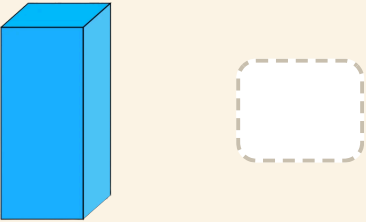
A purple pyramid is shown on the left. To its right is a dashed rectangular box intended for the student to write the number of edges.

2



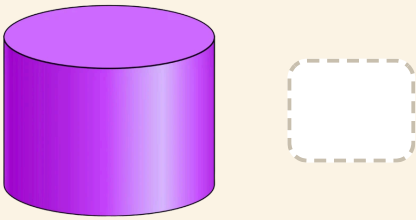
A blue cube is shown on the left. To its right is a dashed rectangular box intended for the student to write the number of edges.

3



A blue rectangular prism is shown on the left. To its right is a dashed rectangular box intended for the student to write the number of edges.

4



A purple cylinder is shown on the left. To its right is a dashed rectangular box intended for the student to write the number of edges.