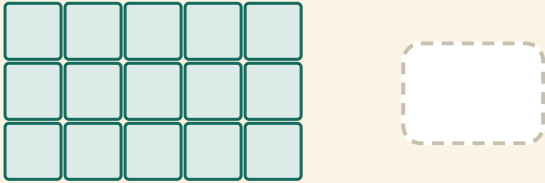


# Gå runt kanten

Namn: \_\_\_\_\_ Datum: \_\_\_\_\_


★ Räkna enhetskanterna runt varje rektangel. Skriv omkretsen.

1




A 3x5 grid of light blue squares is shown on the left. To its right is a dashed rounded rectangle representing the perimeter of the grid.

2



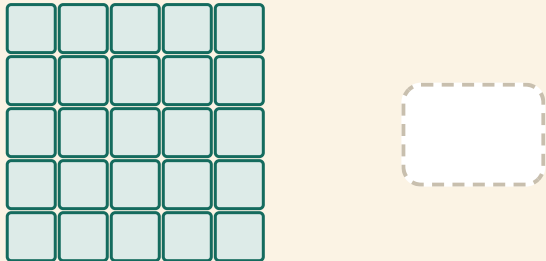
A 4x3 grid of light blue squares is shown on the left. To its right is a dashed rounded rectangle representing the perimeter of the grid.

3



A 3x3 grid of light blue squares is shown on the left. To its right is a dashed rounded rectangle representing the perimeter of the grid.

4



A 5x5 grid of light blue squares is shown on the left. To its right is a dashed rounded rectangle representing the perimeter of the grid.