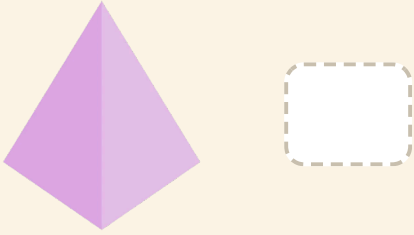


# Räkna kanterna

Namn: \_\_\_\_\_ Datum: \_\_\_\_\_

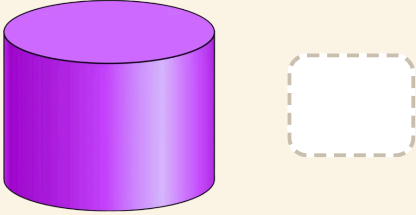
★ Skriv hur många kanter varje kropp har.

1



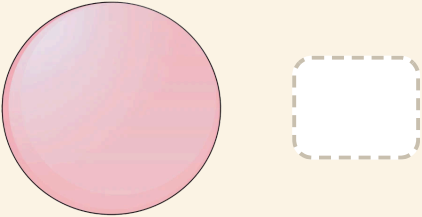
A purple pyramid is shown on the left. To its right is a dashed rectangular box intended for the student to write the number of edges.

2



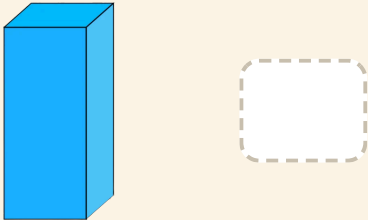
A purple cylinder is shown on the left. To its right is a dashed rectangular box intended for the student to write the number of edges.

3



A pink sphere is shown on the left. To its right is a dashed rectangular box intended for the student to write the number of edges.

4



A blue rectangular prism is shown on the left. To its right is a dashed rectangular box intended for the student to write the number of edges.