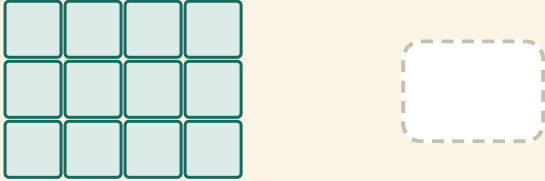


Gå runt kanten

Namn: _____ Datum: _____


★ Räkna enhetskanterna runt varje rektangel. Skriv omkretsen.

1



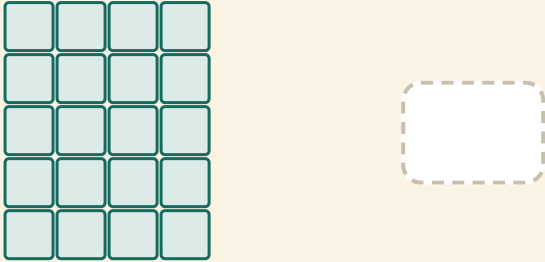
A 3x4 grid of 12 light blue squares is shown on the left. To its right is a dashed rounded rectangle, intended for the student to write the perimeter.

2




A 2x6 grid of 12 light blue squares is shown on the left. To its right is a dashed rounded rectangle, intended for the student to write the perimeter.

3



A 5x4 grid of 20 light blue squares is shown on the left. To its right is a dashed rounded rectangle, intended for the student to write the perimeter.

4



A 4x6 grid of 24 light blue squares is shown on the left. To its right is a dashed rounded rectangle, intended for the student to write the perimeter.