


Tiotal och ental

Namn: _____ Datum: _____

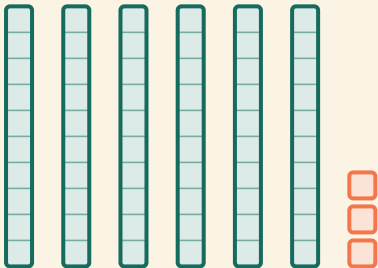
★ Räkna tiotalen och entalen. Skriv talet.

1




A diagram showing 9 vertical rods, each representing a ten (10 units), and 6 small squares representing ones (1 unit each). To the right of the rods is a dashed rectangular box for writing the total value.

2



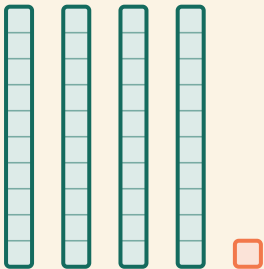
A diagram showing 6 vertical rods, each representing a ten (10 units), and 3 small squares representing ones (1 unit each). To the right of the rods is a dashed rectangular box for writing the total value.

3



A diagram showing 5 vertical rods, each representing a ten (10 units), and 1 small square representing one (1 unit). To the right of the rods is a dashed rectangular box for writing the total value.

4



A diagram showing 4 vertical rods, each representing a ten (10 units), and 1 small square representing one (1 unit). To the right of the rods is a dashed rectangular box for writing the total value.